
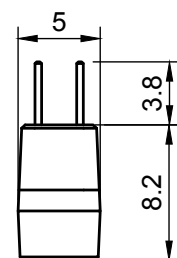
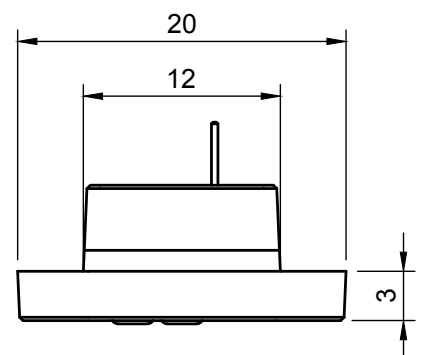
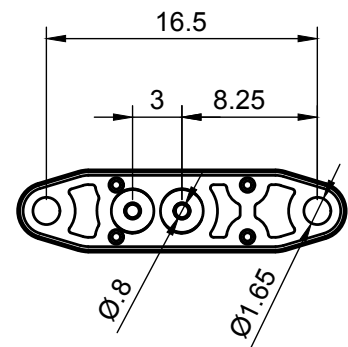


# Normally Closed Microvalve *Classic*



The 2/2-way normally closed microvalve is an ultra-compact, lightweight device designed with cutting-edge actuation technology using a shape memory alloy. Its media-separated design makes it compatible with both liquids and gases, making it highly versatile across a range of application areas such as life sciences, microfluidics, diagnostics, and aerospace.

Notably, the microvalve delivers an exceptional fluidic performance for its size while maintaining minimal power consumption, setting a new benchmark in efficiency and effectiveness in the realm of microvalve technology.



## Contact Information

**memetis GmbH**  
 Gablonzer Str. 27  
 76185 Karlsruhe, Germany  
 Tel. +49 721 547000240  
 Email: [support@memetis.com](mailto:support@memetis.com)

*Dimensions in millimeters  
 CAD model available on request*

**General Information**

Model ID	MVL-22-NC-08-14P-PEEK-SIL
Type	2/2-way, media separated
Functionality	Normally closed valve: on/off, proportional control possible
Media types	Liquids, gases
Dimensions (WxLxH)	20 mm x 5 mm x 8 mm
Nominal orifice DN	0.8 mm
Weight	0.8 g
Internal volume	< 6.5 µl
Fluidic connection	Flange mount (2x M1.6 screws), silicone o-rings included
Leakage rate	< 1 x 10 <sup>-3</sup> (mbar x l)/s
Cycle lifetime	30 x 10 <sup>6</sup> cycles

**Performance Data**

Min. relative input pressure	0.0 bar
Max. relative pressure (inlet)	3.0 bar
Max. relative pressure (outlet)	2.0 bar
Operating temperature	10 °C to 55 °C ambient temperature
Storage temperature	-20 °C to 90 °C
Switching time (on)	< 0.05 s (at Δp = 1 bar and 20 °C ambient temperature)
Switching time (off)	< 0.16 s (at Δp = 1 bar and 20 °C ambient temperature)
Flow rate (air)	3000 ml/min (at 1 bar pressure difference)
Flow rate (water)	90 ml/min (at 1 bar pressure difference)
K <sub>v</sub> value	0.005 m <sup>3</sup> /h
Autoclavability	Yes (tested at 134 °C and 2 bars)

**Wetted Materials**

Housing	PEEK
Sealing membrane	Silicone (contact us for different materials)
O-rings	Silicone (contact us for different materials)

## Electrical Specifications

Electronic control	Constant current controlled
Electrical connection	Pin header, pitch 2.54 mm (contact us for different connection)
Electrical power consumption	< 0.25 W
Actuator resistance	1.05 $\Omega \pm 20 \%$

### Continuous current control

Continuous electrical current	500 mA (at 20 °C ambient temperature)
Electrical power consumption	0.25 W (at 20 °C ambient temperature)
Continuous electrical current	350 mA (at 50 °C ambient temperature)
Electrical power consumption	0.125 W (at 50 °C ambient temperature)

### Electrical current profile control

Peak and hold electrical currents	750 mA for 50 ms, 375 mA continuous (at 20 °C ambient temp.)
Electrical power consumption	< 0.6 W for 50 ms, < 0.15 W continuous (at 20 °C ambient temp.)

#### Please note:

- The valves are current-controlled. For easy integration and evaluation we offer electronic control units.
- An electrical overcurrent may reduce cycle life-time.
- We recommend validating the current profiles within your specific application and ambient conditions.
- Do not attempt to operate the valve at constant voltage!

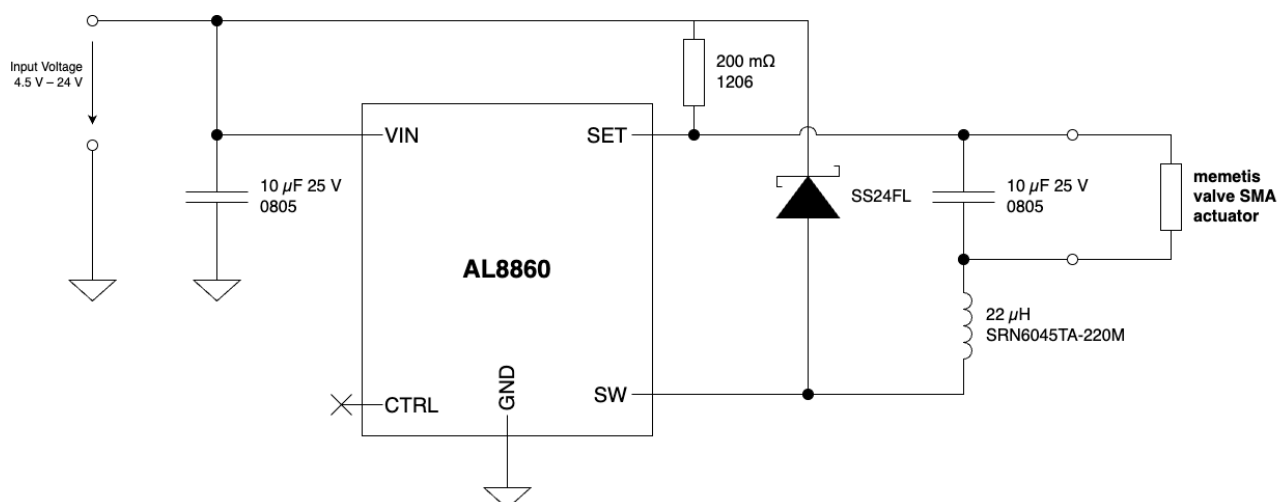


Figure 1: Exemplary circuit design for constant current source

Flow Rate Characteristic

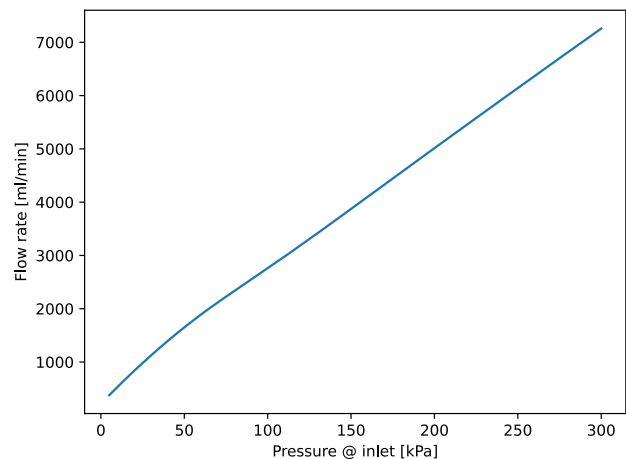


Figure 2: Flow rate characteristic for air at 20 °C, an applied pressure difference of 0.05 bar to 3 bar and a continuous electrical current of 500 mA.

Installation

memetis miniature valves have a flange mount connection. Two M1.6 screws are required for integration on a flat backplane with fluidic connection holes of 0.8 mm orifice. The o-rings needed for sealing interface are integrated underneath the valve.

Accessories

ECU-S1	Electronic control unit (on/off) for 1 valve
ECU-P2	Programmable and GUI supported electronic control unit for 2 valves
Tube adapters	Suitable for interfacing 1 or 2 valves with 1 mm ID silicone tubes
Threaded adapters	For 1, 2, 4 valves with a common inlet or outlet. Suitable for connecting UNF 10/32 threaded connectors, e.g., LUER® or IDEX®.



Figure 3: ECUs and valve adapters are available from the memetis online shop at [shop.memetis.com](https://shop.memetis.com)

Contact Information

**memetis GmbH**  
Gäblonzer Str. 27  
76185 Karlsruhe, Germany  
Tel. +49 721 547000240  
Email: [support@memetis.com](mailto:support@memetis.com)



Note: The complete CE declaration of conformity as well as a list of which legal regulations and harmonized standards apply to the respective product can be requested from the manufacturer.